

Product: MEETING TABLES

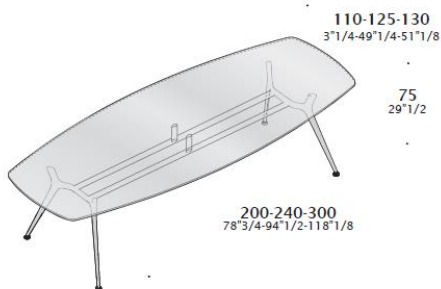
P016 Pianeti is a range of desks with Aluminium structure, that can be combined in single seat or multiple seats bench.

The worktop, 25 mm thick, has "Ergo" edges and it is available in different geometrical shapes.

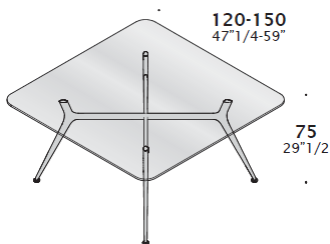


Clear glass top

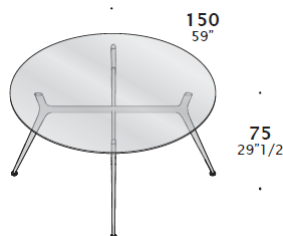
All H 75 cm (29"1/2) tables.



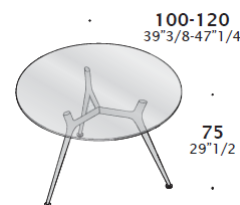
H75 + L200 + D85-110
H75 + L240 + D85-125
H75 + L300 + D100-130



H75 + L120 + D120
H75 + L150 + D150

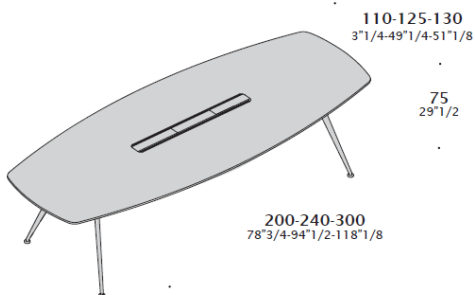


H75 + Ø 150

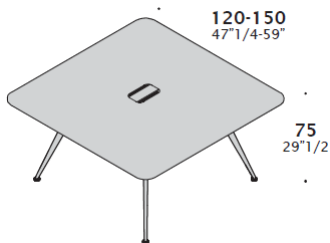


H75 + Ø 100
H75 + Ø 120

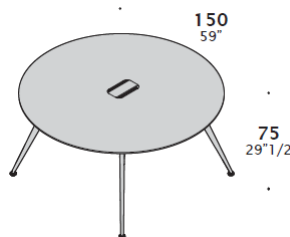
Wooden top / back-lacquered etched glass



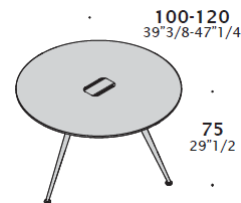
H75 + L200 + D85-110
H75 + L240 + D90-125
H75 + L300 + D100-130



H75 + L120 + D120
H75 + L150 + D150

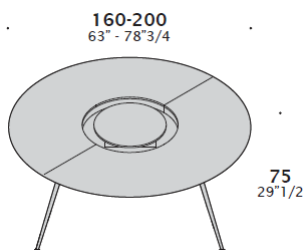


H75 + Ø 150

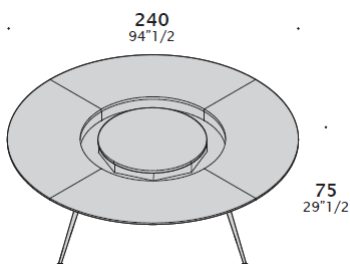


H75 + Ø 100
H75 + Ø 120

Sharing tables



H75 + Ø 160
H75 + Ø 200



TECHNICAL FEATURES**Leg an extrusion connector:**

The leg consists of a symmetrical couple of die-cast solid profiles connected each other by an elliptical extrusion.

Legs have adjustable feet with non-slip rubber caps for support. They are available in the following finishes:

Glossy White Snow, Titanio, Chromed.

Elliptical extrusion connector available in the same finishes as the legs.

Under-top support structures:

40x20 mm Steel profiles, th. 2 mm, WHITE varnished (for Glossy White Snow legs structure) or TITANIO varnished (for Titanio or Chromed legs structure).

Structure junctions and connection elements:

Not visible, in die-cast Aluminium.

Tops:

G90 tops: tops are made in 25 mm thick (1") chipboard panels with antiscratch and anti-reflect melamine surfaces; tops are edged in 2,5 mm thick PVC. Tops are also available in Laminated finish. Corners are at 90° for Melamine and for Laminate tops.

Ergo tops: tops are made in 25 mm thick (1") chipboard panels with antiscratch and anti-reflect melamine surfaces; tops are edged in 2,5 mm thick PVC with rounded corners. Top available in White Snow, Fenix Laminated and Veneer finish. Worktop corners in Ergo Laminate are rounded (radius 50).

Electrification:

Under-top Steel mesh with round section, WHITE varnished (for Glossy White Snow legs structure) or TITANIO varnished (for Titanio or Chromed legs structure).

Top access dimensions cm 29x15, in the same finish as the top and with WHITE or TITANIO profiles.

CERTIFICATIONS

UNI EN 527-1 Dimensions requirements

UNI EN 527-2 Safety, strenght and durability requirements

FINISHES**Tops:**

G90 Melamine: UE White, Silver, Titanio, Delavè, Comfort, Magnolia, Oak, Eucalyptus, White Colour Fir.

G90 Laminate: White Snow.

Ergo Laminate: White Snow, White Fenix, Wood veneer.

Glass: clear glass, back-lacquered etched glass.

Ceramic.

Structures: Glossy White Snow, matt Titanio, Chromed.

Electrification.